

MERIDIAN

IN-TANK - Wall-hung toilet with integrated tank within the unit. Includes "L" type support, seat and cover. Needs power supply.




DIMENSIONS

Length 400 mm.

Width 595 mm.

Height 400 mm.

COLOURS AND FINISHES



00 White

TECHNICAL DRAWINGS

FEATURES

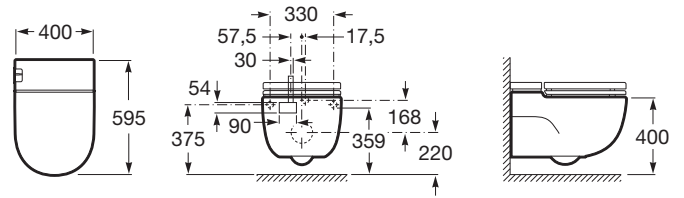
Fixing kit: Included


Flushing system: Washdown

Installation type: Wall-hung

Outlet type: Horizontal

Shape: Round





Meridian

One single concept for a thousand solutions. One single concept to fulfil any need. The most versatile and global range.

INSTALLATION AND USER MANUALS

[User handbook](#)

[Installation handbook](#)

[Exploded view](#)